

WELWYN HATFIELD BOROUGH COUNCIL
 DEVELOPMENT MANAGEMENT COMMITTEE – 25 JULY 2024
 REPORT OF THE ASSISTANT DIRECTOR (PLANNING)

DEVELOPMENT MANAGEMENT PERFORMANCE REPORT

JANUARY – JUNE 2024

(All wards)

1 Introduction

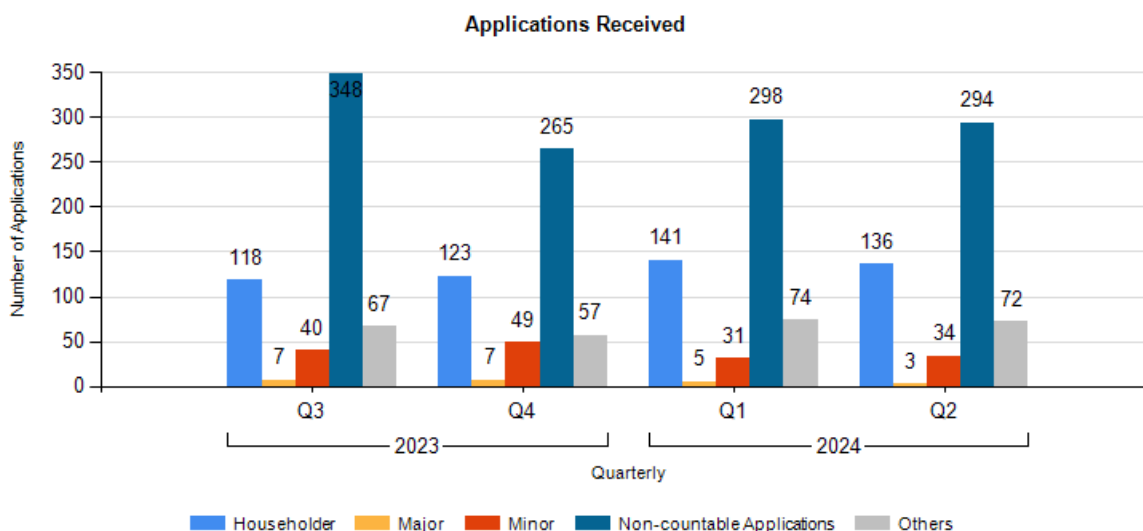
- 1.1 This report relates to the performance of the Development Management Service over the last two quarters, January to June 2024.
- 1.2 Members should note that, whilst these quarters are traditionally considered to be quarters 4 and 1 of the financial year, the planning department software considers them to be quarters 1 and 2 as with the calendar year. Therefore Members will see that some of the graphs reflect both of these approaches.

2 Recommendation

- 2.1 That Members note the content of this report.

3 Application Numbers

The graph below shows the number of applications that have been received during the last four quarters.



Major applications are those with 10 or more dwellings, sites of 1 hectare or more, or provision of 1,000m² new floor area or more.

Minor applications include (but are not limited to) up to 9 dwellings, gypsy and traveller sites and commercial proposals not falling within the major category.

Others include (but are not limited to) householder, advertisements and listed building applications.

The 'non countable' category are those applications which are not reported to the Department for Communities and Local Government (DCLG). Such applications include, but are not limited to: prior approvals, discharge of conditions, etc.

- 3.1 From the graph above, it can be seen that Non-countables and Householders remain the greatest number submitted. Officer workloads have increased from the last quarter and overall workloads continue to remain high.

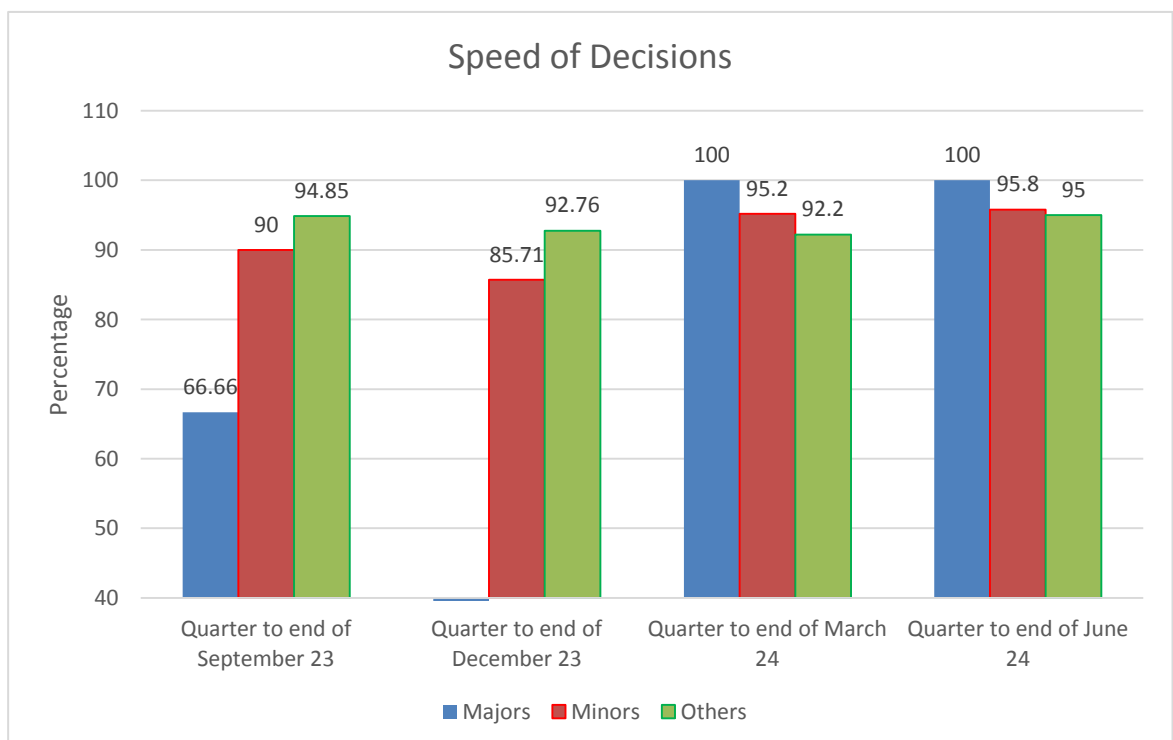
4 **Performance**

Applications

- 4.1 The Government (MHCLG) monitors planning authorities on their speed of making decisions in relation to major and non-major applications.
- 4.2 Where planning authorities under-perform against the government target, they can be classed as 'poorly performing' and applications for major development may be made by developers directly to the Planning Inspectorate should the target be missed. In such cases the Council would not receive the fees for these applications but would be expected to deal with all of the associated administration.
- 4.3 The following graph relates to the percentage of planning applications determined within set timescales. The targets are as follows:

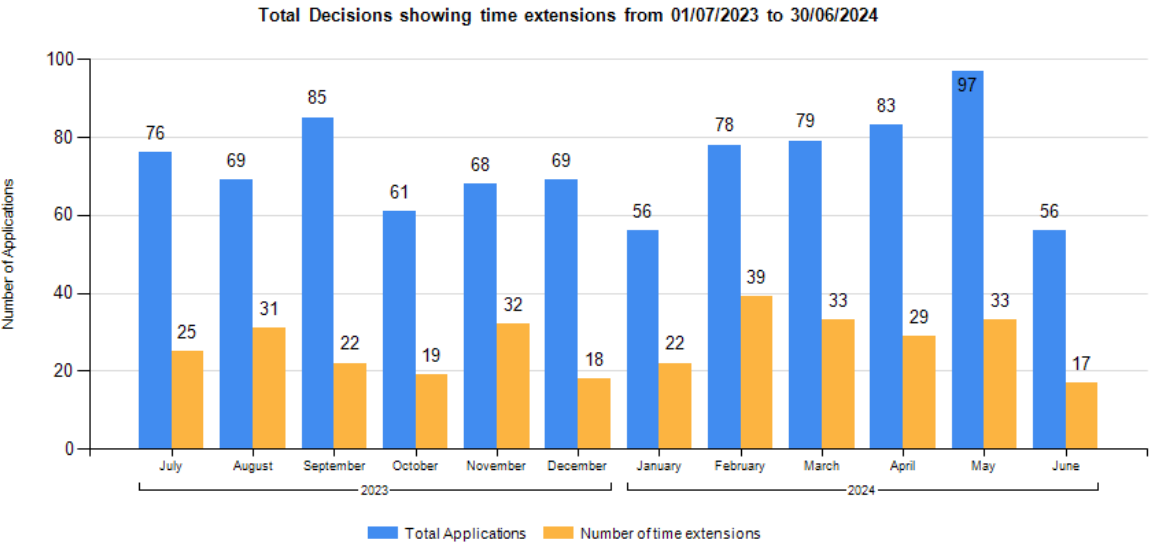
Determine 60% of major applications in 13 weeks

Determine 70% of minor and other applications in 8 weeks



4.4 There were no major decisions in the quarter to December 2023. Performance for majors, minors and others has remained above target. Decisions continue to be made above the statutory national targets.

4.5 Generally speaking these targets continue to be achieved due to seeking time extensions for dealing with the applications beyond their statutory time period from applicants. Time extensions can be sought for a variety of reasons but include seeking negotiations, complex and/or controversial proposals and items presented to Committee. Time extensions do not count against the authority in terms of speed of decision making when reporting to the government. The graph below shows the total number of applications determined each month in blue and alongside this in yellow are the number of applications where time extensions have been sought on those determined. Seeking time extensions means that case officer workloads overall increase which makes dealing with newer applications on time more challenging. Over the longer term, between 30-39% of all applications determined are subject to a time extension.



Appeals

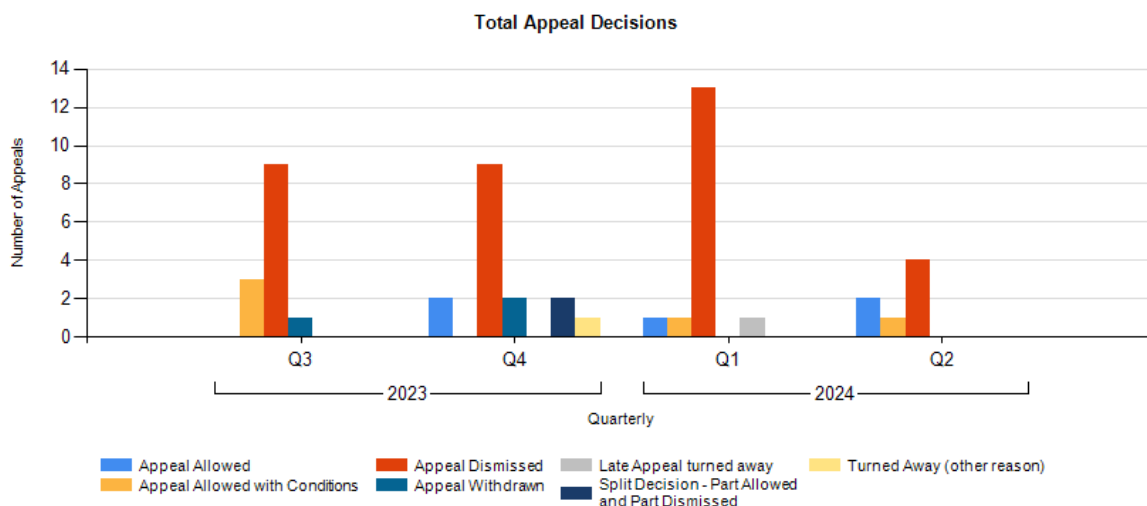
4.6 The chart below shows the number of planning and enforcement appeals that have been allowed, allowed with conditions, dismissed, split decisions (part allowed and part refused) and withdrawn at appeal. In the last two quarters there have been 23 appeal decisions. Of these, 17 were dismissed, 3 allowed and 2 allowed with conditions. 1 appeal was turned away by PINS due to missing supporting documents. As has been noted previously, over the longer term, there continues to be a trend towards appeals being allowed or allowed with conditions by the Planning Inspectorate. It should be noted that, with the relatively small number of decisions received, the figures are particularly sensitive to minor changes.

4.7 As well as the Government monitoring authorities in relation to performance for determining applications, it also monitors quality in relation to the number of major and non-major applications overturned (i.e. allowed) at appeal. The threshold is for fewer than 10% of major applications overturned at appeal over a rolling two-year period. For authorities who exceed this target, they will be

classified as 'poorly performing' and applications for major developments may be made by developers directly to the Planning Inspectorate.

4.8 Planning appeals can be costly to administer in terms of officer time and expert advice. A straightforward householder appeal may take approximately 5 hours of officer time to register and respond to, assuming that it follows a written representations procedure.

4.9 As well as the cost of administration, the Council must have regard to the potential to have costs awarded against it, should it be found that the decision, or the Council's behaviour was unreasonable, such cases are reported to the Development Management Committee.

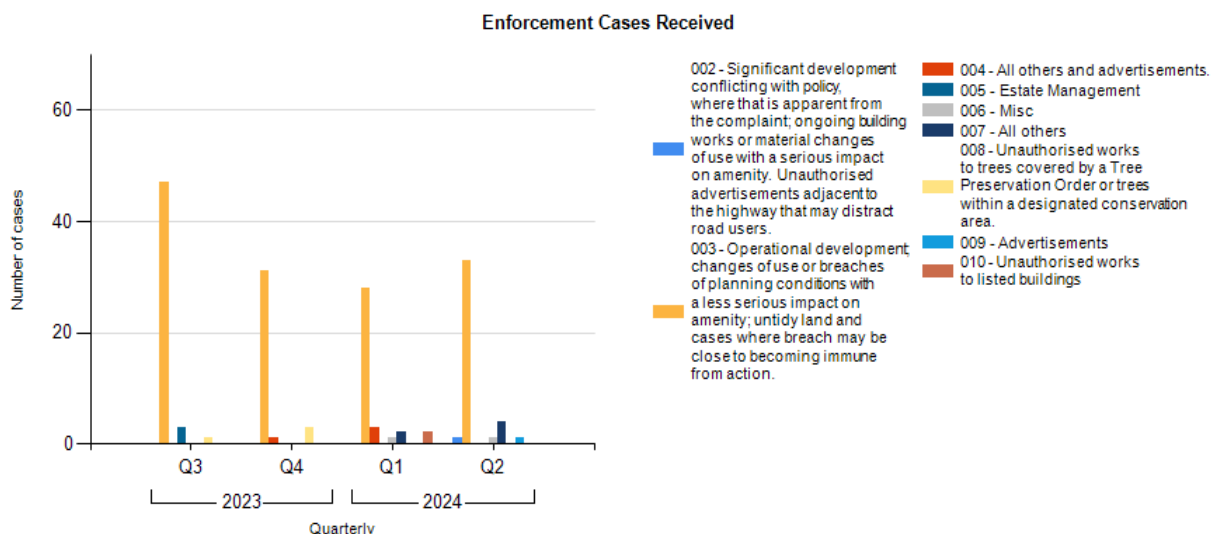


5 Enforcement

Number of cases received

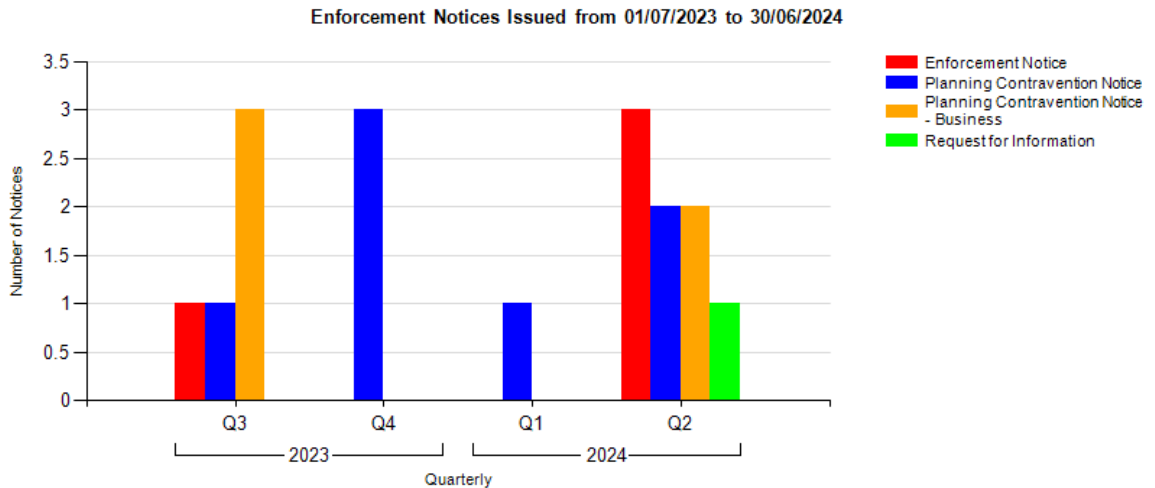
5.1 Enforcement continues to be busy with caseloads continuing to be high.

As with previous quarters, a lot of cases reported are those considered as having a less serious impact upon amenity, shown in orange.



Notices Issued

- 5.2 The chart below shows the number of notices issued. The issuing of an enforcement notice is the last resort for the Council. Government guidance requires local planning authorities to try to negotiate with a contravener to find alternative means by which an unacceptable development may be made acceptable. A significant amount of time is spent by the enforcement officers in negotiation. It can be seen that 3 enforcement notices and 4 planning contravention notices have been issued in the last quarter.



- 5.2 There are currently 323 outstanding enforcement cases (both planning and Estate Management), some of which are awaiting prosecution or notices to be served. Others are being investigated with the aim to find an acceptable resolution for all parties.

6 Staffing Update

- 6.1 Following the departure of a Career Grade Planner, a replacement has been sourced following a successful recruitment campaign. The department currently have a number of vacancies – a S106/CIL officer, an Assistant Planning Officer and a Career Grade Planning Officer.

7 Conclusion

- 7.1 Performance continues to be maintained above required local and national levels.