



Community Panel

Update July 2024



Campus West



Campus West 2023-24 Outturn			
2023/24 ('£000)			
Full Year			
Description	Budget	Outturn	Variance to Budget
Employees	1,140	943	-197
Premises Related	761	494	-267
Supplies and Services	983	935	-48
Third Party Payments	53	70	17
Income	-2,665	-1,892	773
Transport Related	0	1	1
Net Controllable Cost	272	551	279

2023/24 Main Variances:

- Employees underspend – Salary vacancies,
- Premises related – underspend on utilities (gas & electricity),
- Income – adverse variances on Film ticket and Bar income.



Campus West Q1 2024-25 Position

2024/25 ('£000)						
Description	Full Year Budget	Q1 YTD Profiled Budget (Apr - Jun)	Q1 YTD Actuals (Apr - Jun)	YTD Variance to Profiled Budget	Full Year Forecast	Full Year Forecast Variance
Employees	1,005	251	238	-13	934	-71
Premises Related	621	134	15	-119	513	-108
Supplies and Services	854	213	131	-83	850	-4
Third Party Payments	53	13	20	6	53	0
Income	-2,085	-521	-505	16	-2,128	-43
Transport Related	0	0	1	1	1	1
Net Controllable Cost	447	90	-101	-191	222	-225

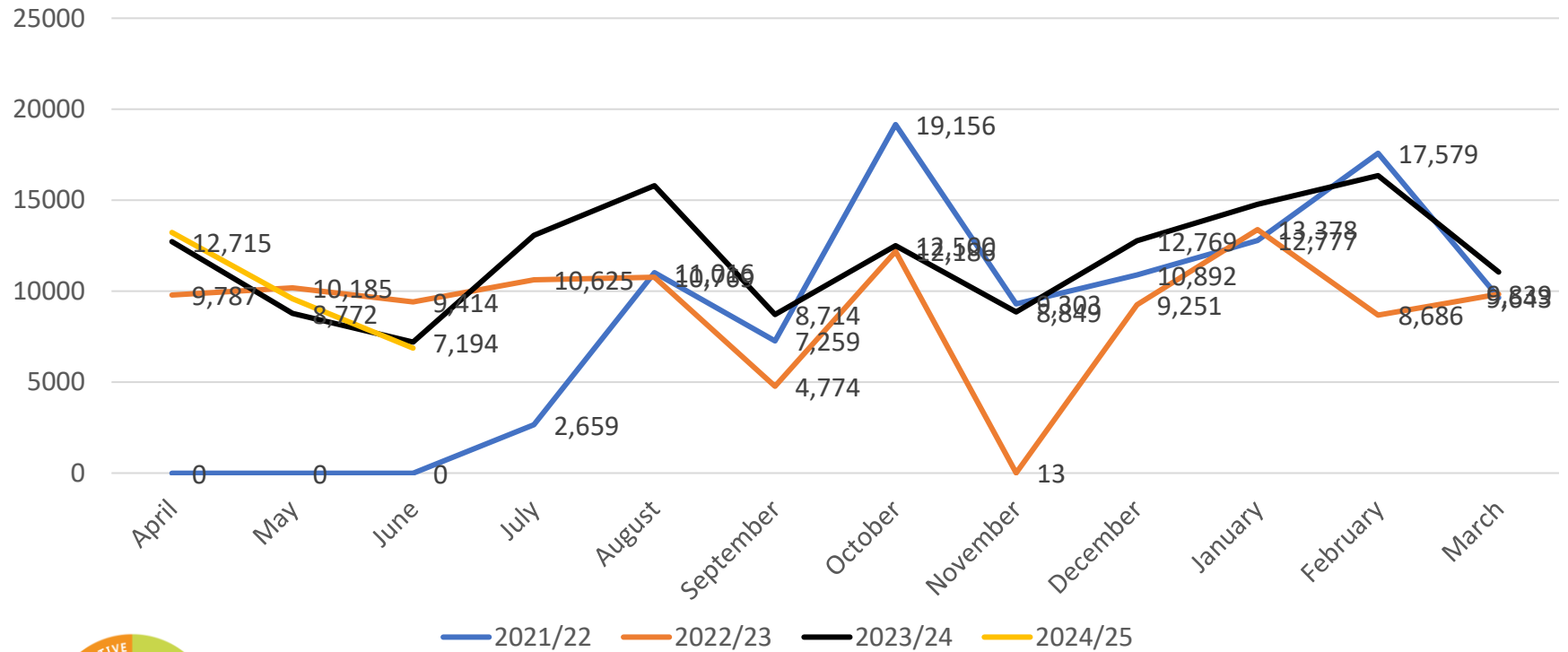
2024/25 Main Full Year Forecast Variances :

- Employees underspend – Salary vacancies,
- Premises related – underspend on utilities (gas & electricity),
- Income – favourable variance on Live show ticket sales & Booking fees.



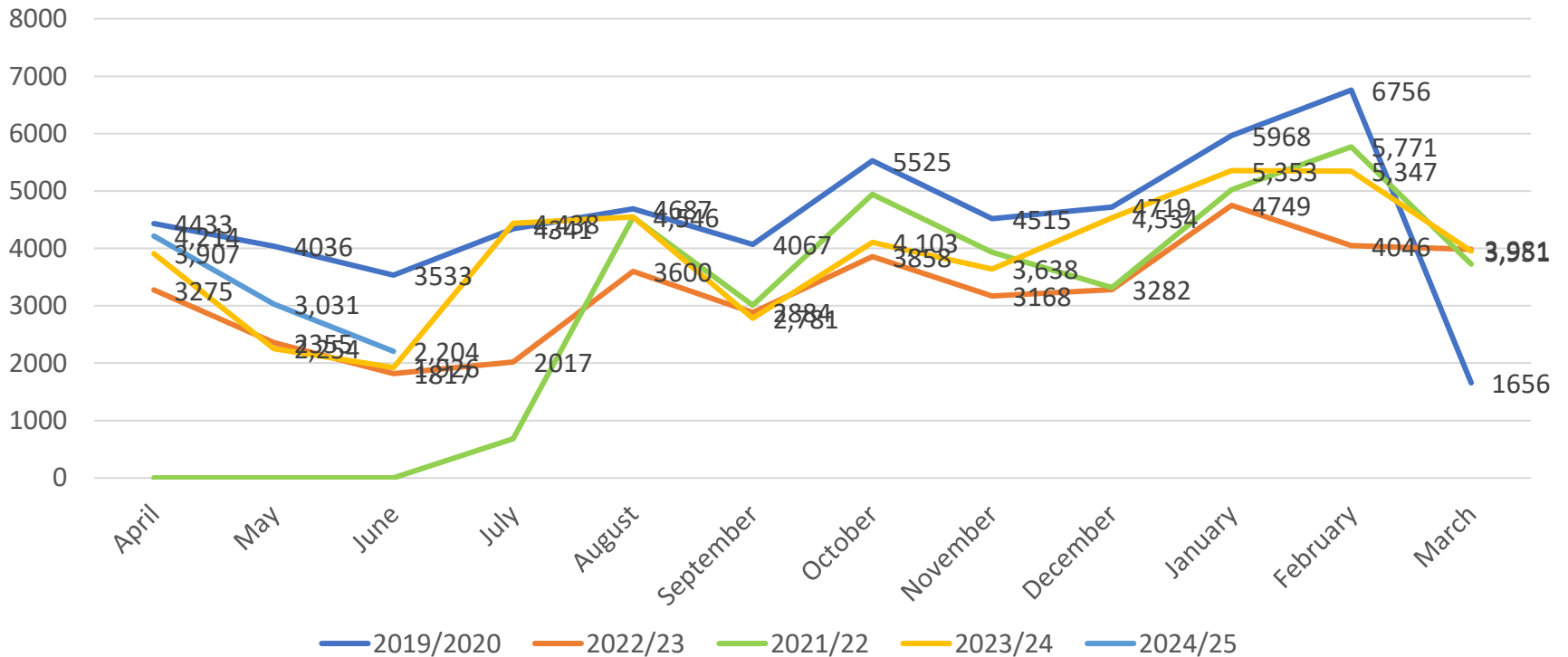
Includes: cinema, roller city & soft play

Tickets sold



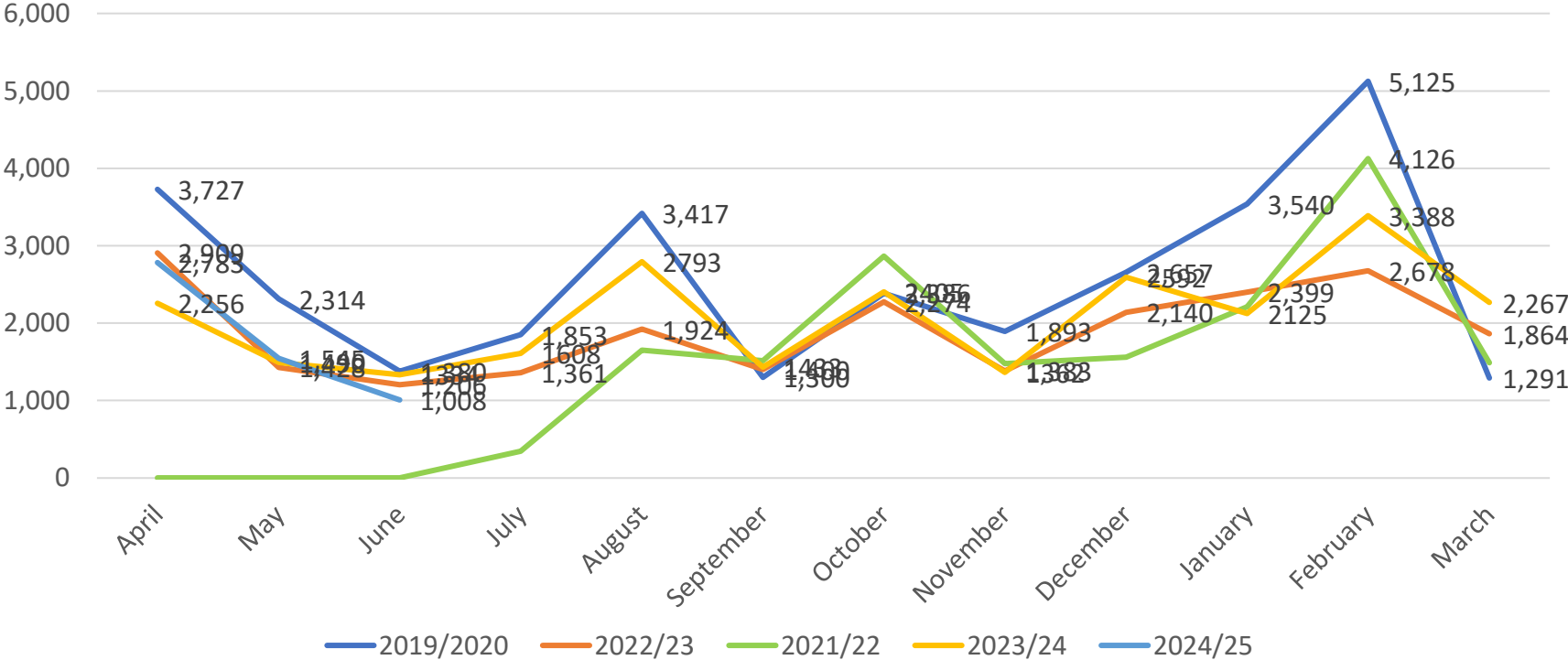
Soft Play City Tickets

Tickets sold



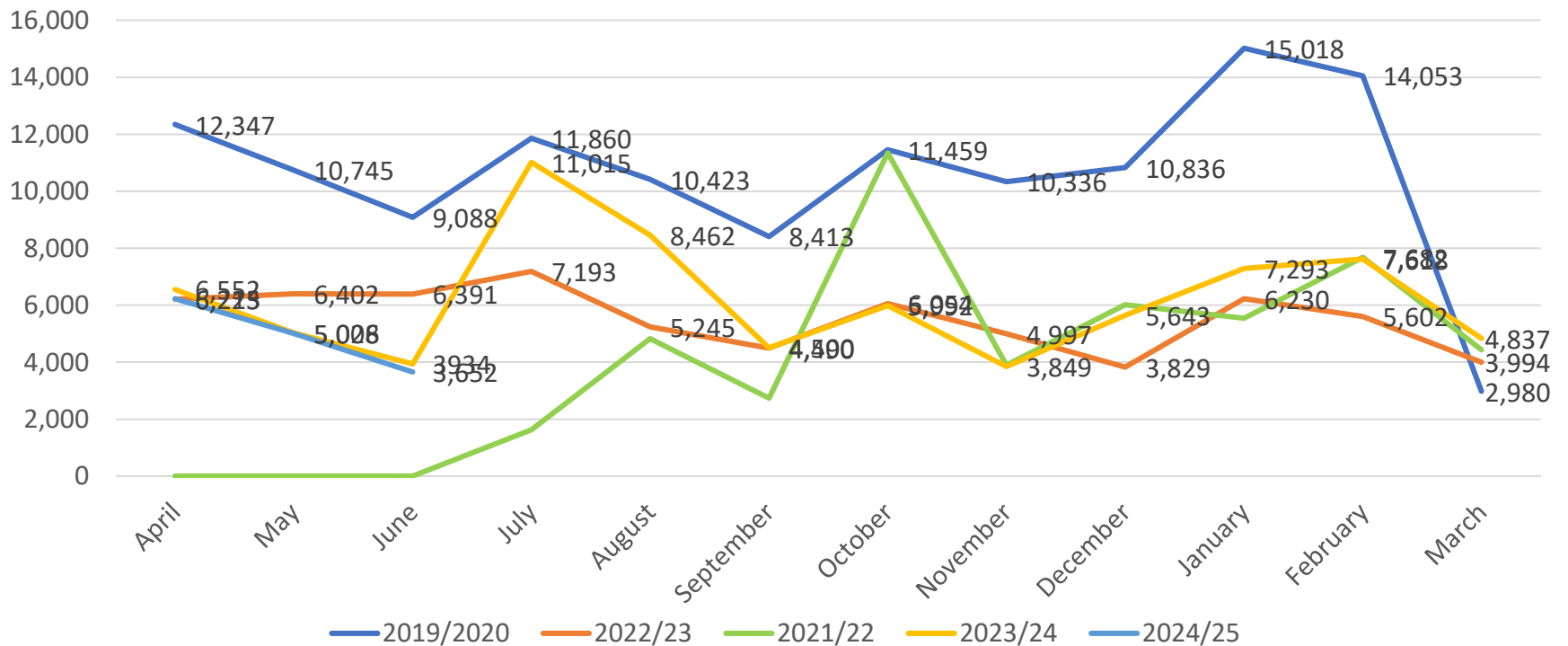
Roller City Tickets

Tickets sold



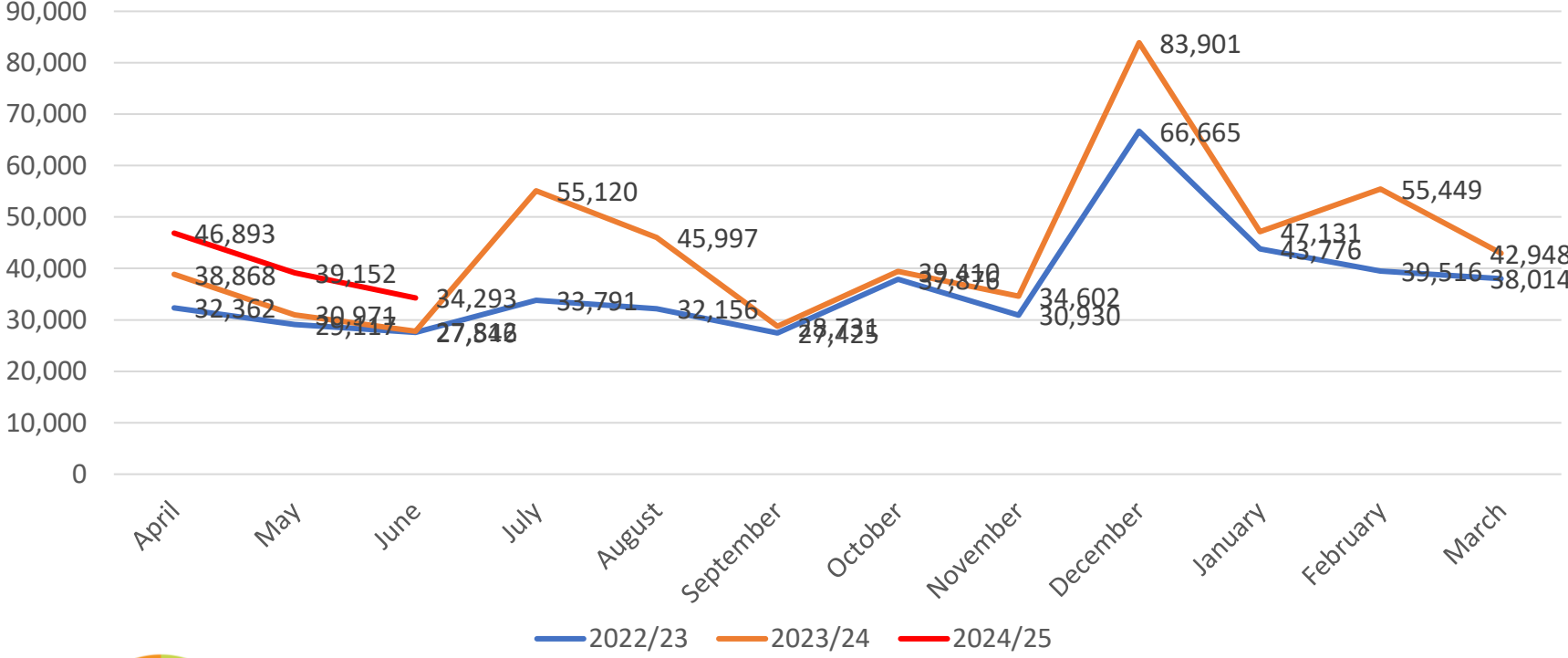
Cinema Tickets

Tickets sold



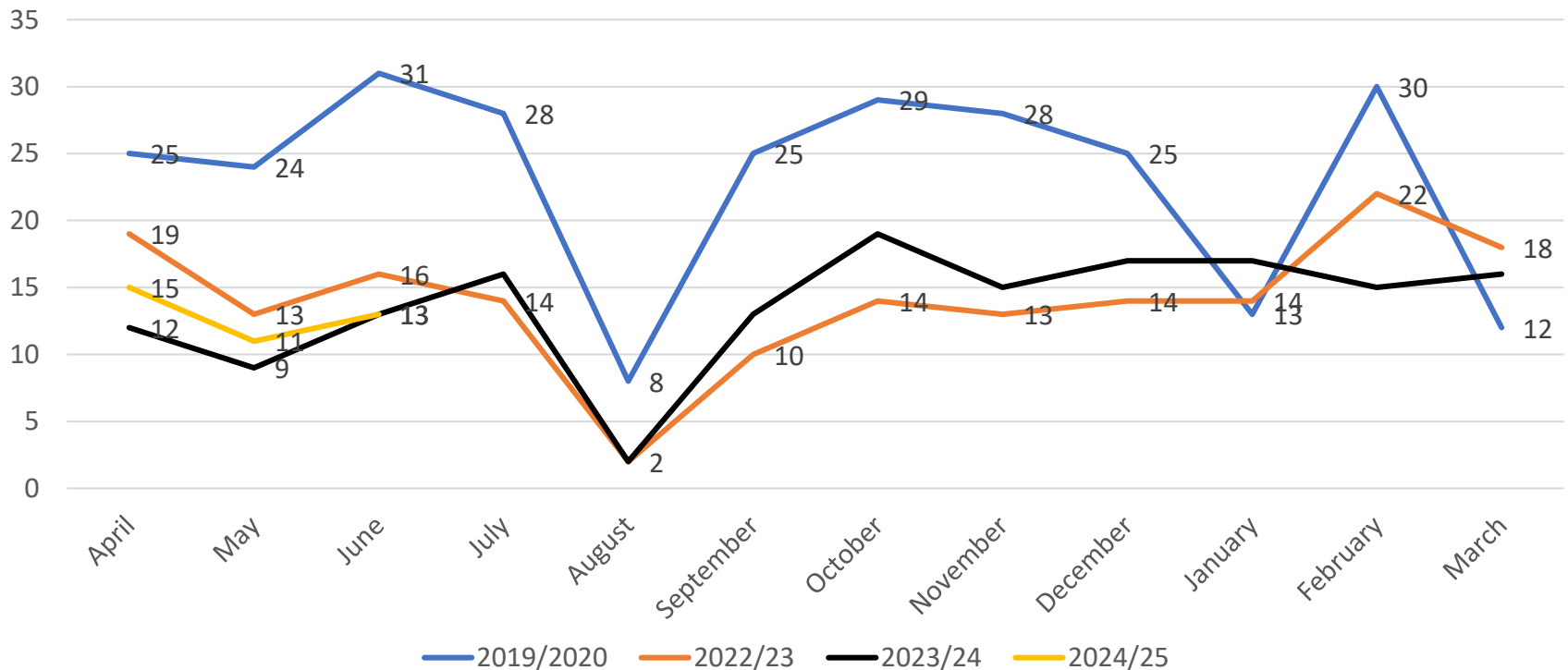
Food and Beverage Sales

Income



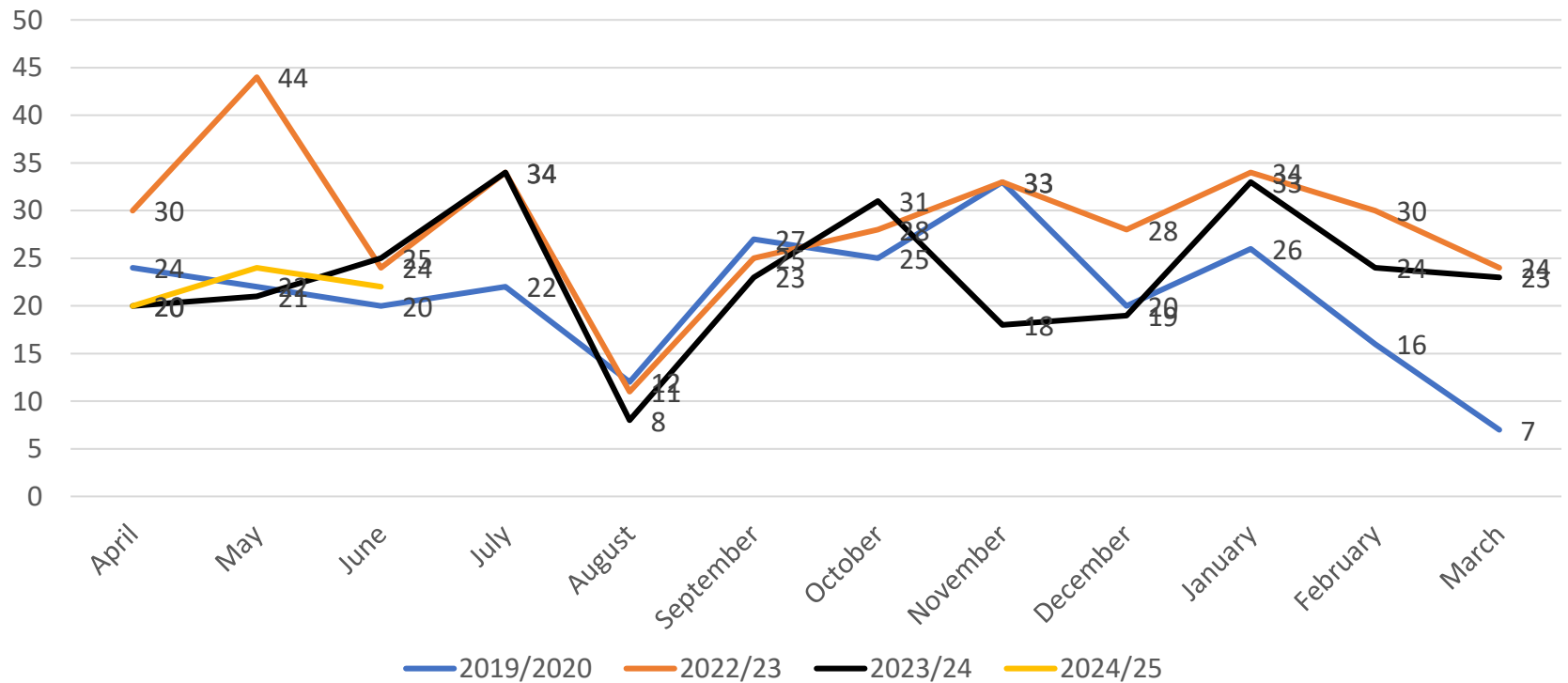
Skate Parties

Tickets sold



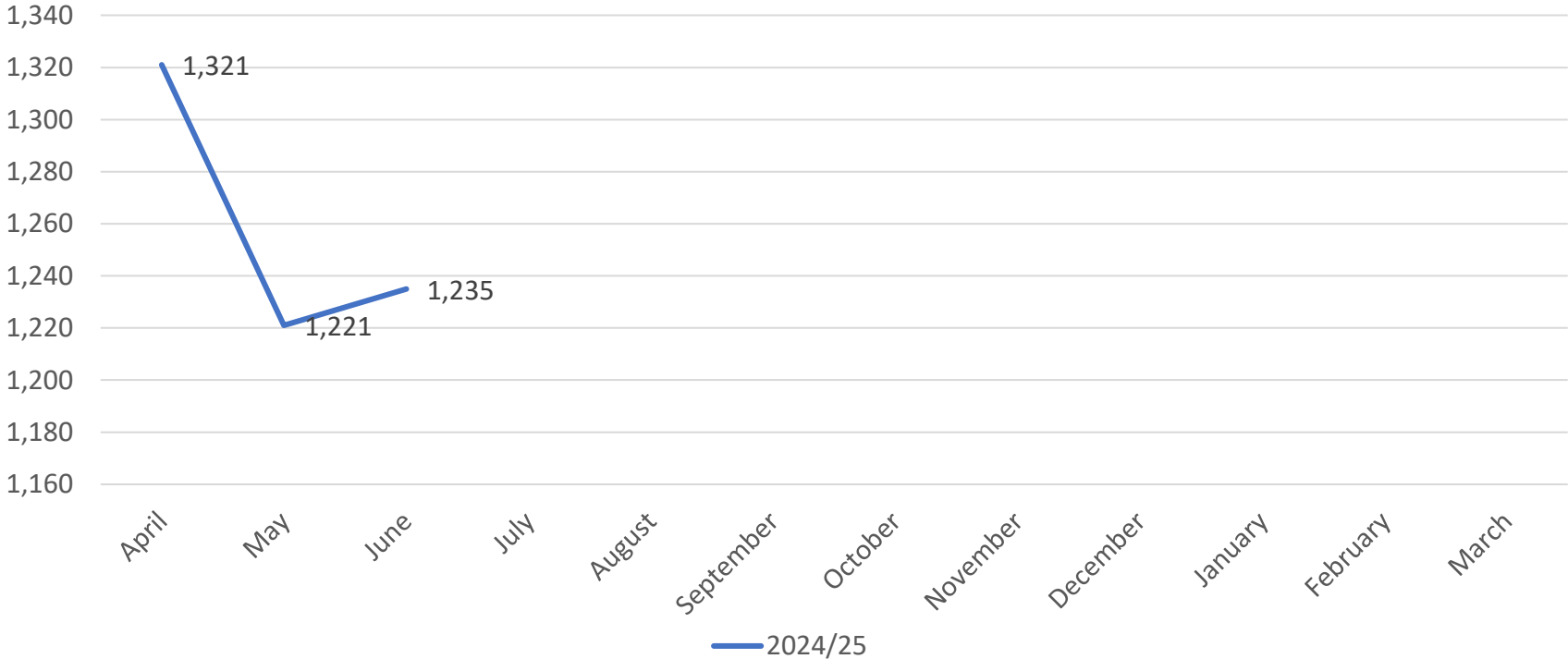
Soft Play Parties

Tickets sold



Live on Stage

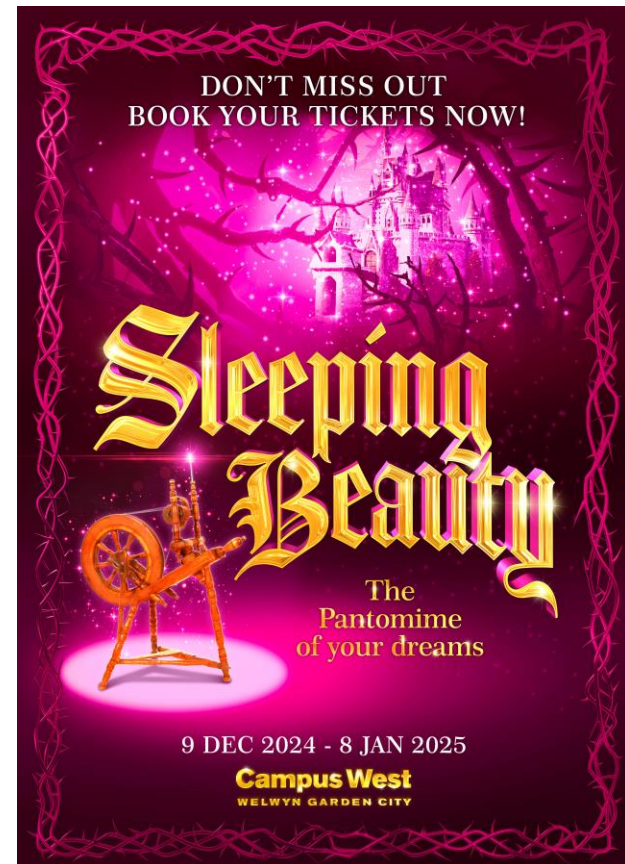
Attendances



Pantomime

Sleeping Beauty 9 Dec 2024- 8 Jan 2025

- Tickets now on sale.
- Sales are on target to exceed last years outturn
- Income up £6,692.00



Mill Green Museum and Roman Baths



Mill Green Museum 2023-24 Outturn			
2023/24 ('£000)			
Full Year			
Description	Budget	Outturn	Variance to Budget
Employees	162	182	20
Premises Related	54	42	-11
Supplies and Services	27	25	-2
Third Party Payments	2	0	-1
Income	-59	-54	5
Net Controllable Cost	185	196	11

2023/24 Full Year Variance = £11k Overspend



Roman Bath House 2023-24 Outturn

2023/24 ('£000)			
Full Year			
Description	Budget	Outturn	Variance to Budget
Employees	42	17	-25
Premises Related	19	12	-7
Supplies and Services	1	2	1
Third Party Payments	0	0	0
Income	-18	-8	10
Net Controllable Cost	43	23	-20

2023/24 Full Year Variance : £20k underspend principally due to underspend on Salaries.



**WELWYN
HATFIELD**

Mill Green Museum Q1 2024-25 Position

2024/25 ('£000)						
Description	Full Year Budget	Q1 YTD Profiled Budget (Apr - Jun)	Q1 YTD Actuals (Apr - Jun)	YTD Variance to Profiled Budget	Full Year Forecast	Full Year Forecast Variance
Employees	206	51	38	-13	178	-28
Premises Related	39	10	3	-7	41	2
Supplies and Services	28	7	4	-2	28	0
Third Party Payments	2	0	0	0	2	0
Income	-63	-16	-19	-3	-63	0
Transport Related	0	0	0	0	0	0
Net Controllable Cost	212	53	27	-26	186	-26

Main 2024/25 Year to Date & Full Year Variance : Employees underspend due to staff vacancies/limited museum opening hours year to date.

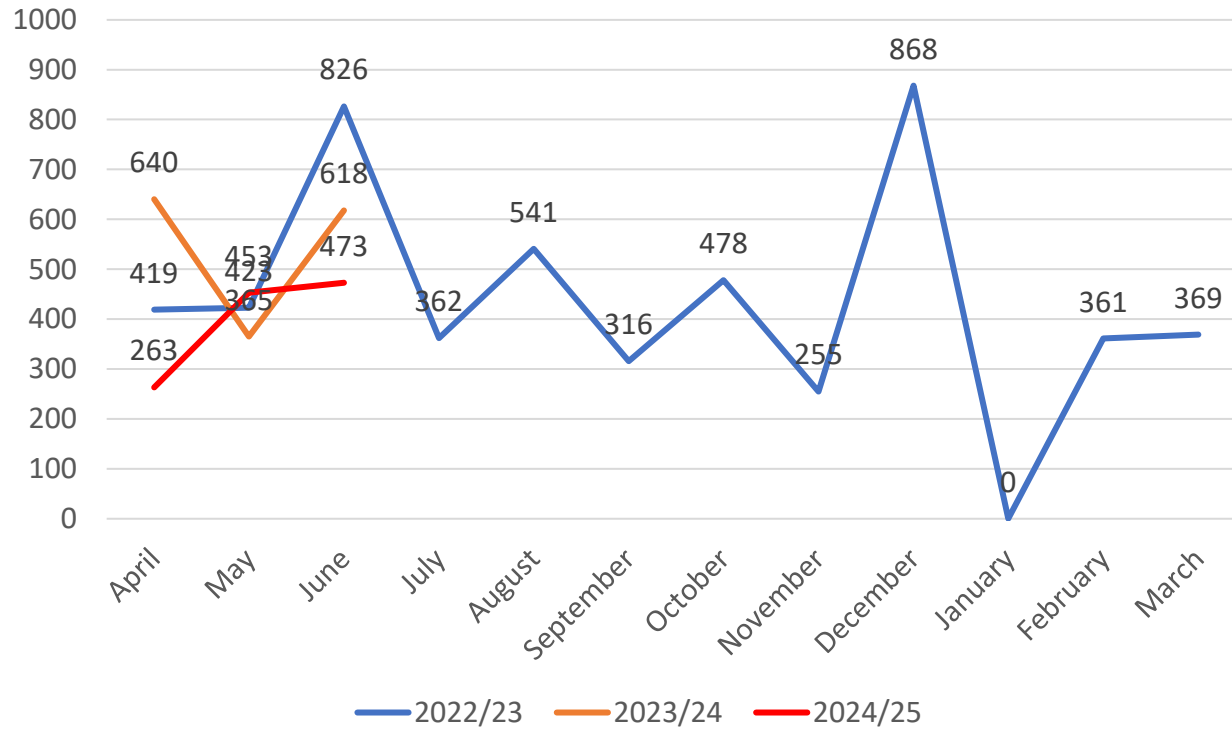


Roman Bath House Q1 2024-25 Position

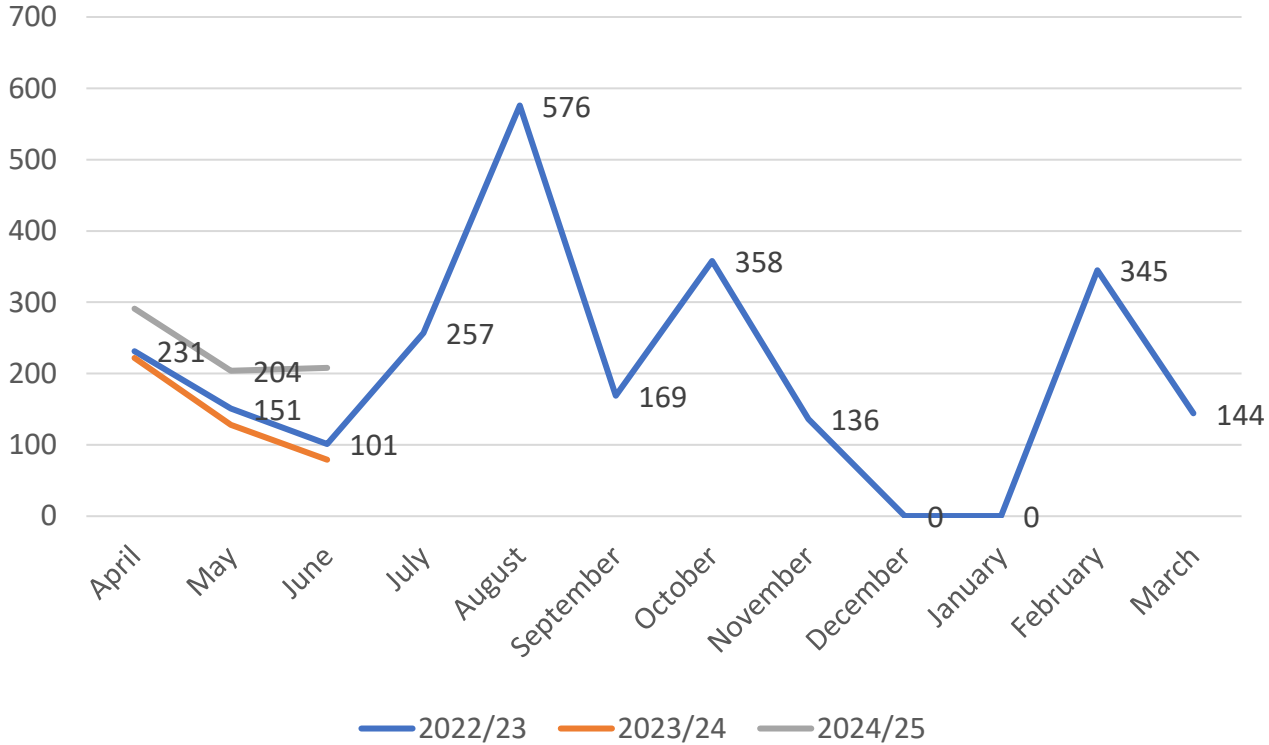
2024/25 ('£000)						
Description	Full Year Budget	Q1 YTD Profiled Budget (Apr - Jun)	Q1 YTD Actuals (Apr - Jun)	YTD Variance to Profiled Budget	Full Year Forecast	Full Year Forecast Variance
Employees	15	4	7	3	16	1
Premises Related	16	4	4	0	13	-2
Supplies and Services	1	0	1	1	1	0
Third Party Payments	0	0	0	0	0	0
Income	-20	-5	-5	0	-20	0
Transport Related	0	0	0	0	0	0
Net Controllable Cost	12	3	8	5	10	-2



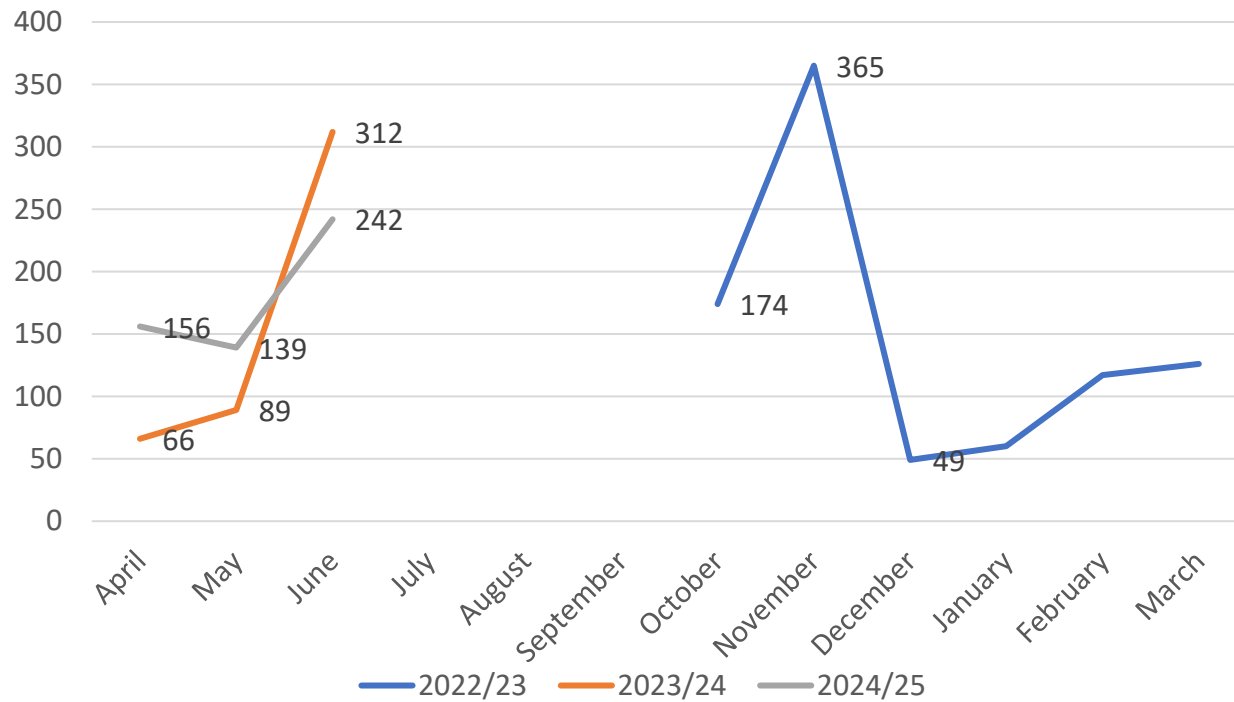
Public Visits



Public visits



School Visits



May Activities

National Mills Weekend Event

225 visitors

3 baking demonstrations- Soda Bread, Mill Green Scones, and chapattis by a community member

2 baking competition winners



**WELWYN
HATFIELD**






Bio Tack® does more than
stick cards on the wall or
in place. In fact, you
can use it to hold up
thousands of things you
want to keep in place.
These all-natural, biodegradable
adhesives are made from
wheat straw and are safe for
use on any surface. For more
information, visit our website
at www.bio-tack.com.

ABOUT
Bio Tack® is a
natural, biodegradable
adhesive made from
wheat straw. It is safe
for use on any surface.
For more information,
visit our website at
www.bio-tack.com.

May Half Term

Creatives Ceramics were the main theme over May holidays, with clay activities, tile decorating and making Roman mosaics at Welwyn Roman Baths.



Events in June

22 June was Annual Roman Day. There were reenactors, a storyteller, food demonstrations and tasting, dressing up, crafts and more. 120 visitors attended



ROMAN DAY

SATURDAY 22 July 12-4 pm
at Welwyn Roman Baths

Meet LEGIO SECUNDA AUGUSTA living history troupe and find out what it takes to be a Roman. Sample Roman food, listen to our storyteller and even take part in a battle!

MUSEUM SERVICE  ROMAN BATHS
WELWYN HATFIELD

See website for full details and tickets:
www.millgreenmuseum.co.uk/roman-baths



News: Pumping Station Project



Windows have been replaced, floor laid, access ramp and an accessible toilet installed. The project is ahead of schedule and due to be completed by early July. This will give us more flexibility with school visits, room hires as well as a fully accessible events space.



The Hive



Community Centres 2023-24 Outturn			
2023/24 ('£000)			
Full Year			
Description	Budget	Outturn	Variance to Budget
Employees	245	226	-19
Premises Related	226	276	50
Supplies and Services	66	92	26
Third Party Payments	61	83	22
Income	-402	-407	-5
Transport Related	1	1	-1
Net Controllable Cost	198	270	72

- Figures relate to the following Community Centres : Vineyard Barn, Panshanger, Hazel Grove, Hilltops and The Hive.

Main 2023/24 variances:

- Premises Related – overspend on utilities and building maintenance,
- Supplies and Services – purchase of materials at The Hive,
- Employees underspend offset by overspend on Third Party Payments : Hive Duty Manager (agency).



Community Centres Q1 2024-25 Position

2024/25 ('£000)						
Description	Full Year Budget	Q1 YTD Profiled Budget (Apr - Jun)	Q1 YTD Actuals (Apr - Jun)	YTD Variance to Profiled Budget	Full Year Forecast	Full Year Forecast Variance
Employees	281	70	56	-15	230	-51
Premises Related	251	28	-8	-37	-256	-508
Supplies and Services	64	16	47	31	91	27
Third Party Payments	61	15	17	2	111	50
Income	-409	-102	-107	-4	-389	20
Transport Related	0	0	0	0	0	0
Net Controllable Cost	249	28	5	-23	-212	-461

2024/25 Main Full Year Forecast Variances:

- Supplies and Services : consultancy fees in relation to business rates appeal.
- Premises Related : large Hive NNDR credit to be processed, due to a backdated transitional premium being awarded.
- Income forecasts to be reviewed again once busy summer period concluded – currently activity income shortfall forecast at Vineyard Barn CC.
- Employees underspend offset by overspend on Third Party Payments : Hive Duty Manager (agency).



Visits

