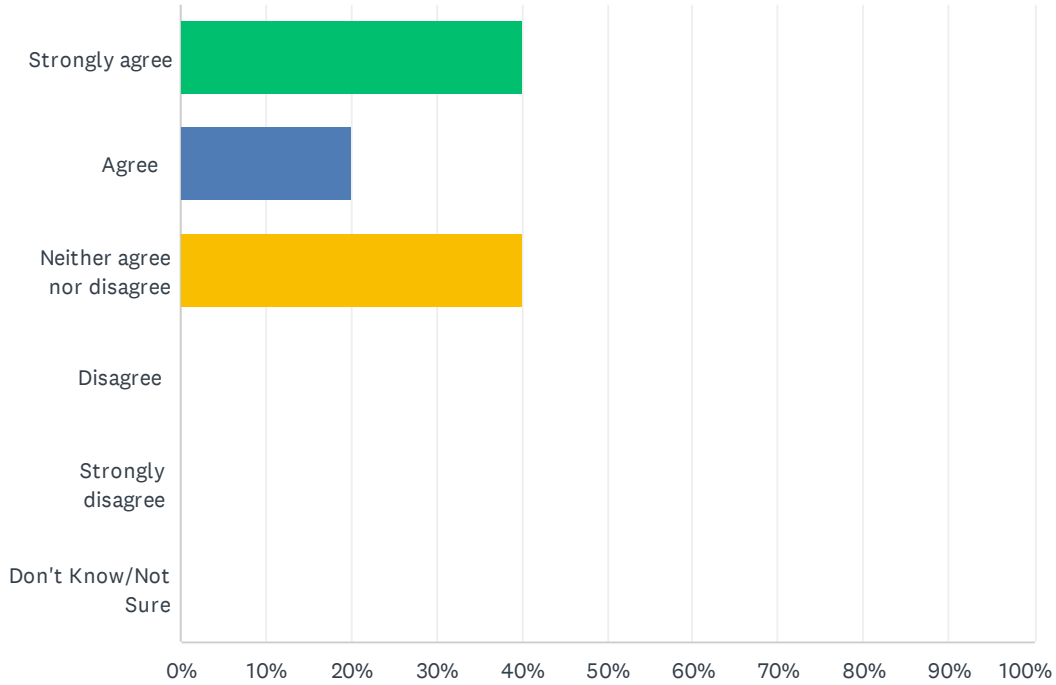


# Q1 Overall, to what extent do you agree or disagree with our updated policy?

Answered: 5 Skipped: 0



ANSWER CHOICES	RESPONSES	
Strongly agree	40.00%	2
Agree	20.00%	1
Neither agree nor disagree	40.00%	2
Disagree	0.00%	0
Strongly disagree	0.00%	0
Don't Know/Not Sure	0.00%	0
<b>TOTAL</b>		<b>5</b>

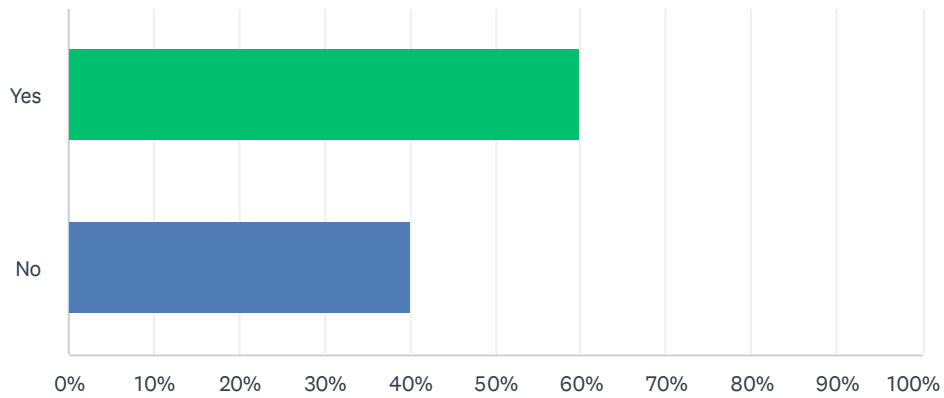
## Q2 Please give a reason for your answer:

Answered: 5 Skipped: 0

#	RESPONSES	DATE
1	Hatfield Town Council believe the current approach and the new changes will only enhance the protection measures in place.	9/13/2024 2:05 PM
2	Strongly agree as Hertfordshire County Council will be launching a Gambling Harms Strategy by the end of 2024. It is currently out for public consultation. One of the proposed strategic priorities is Influencing the licencing and regulatory environment to protect vulnerable residents from the harm caused by gambling and be clear on the individual roles of the County Council and District and Borough Councils. The Hertfordshire JSNA Briefing: Gambling-related harms was published in February 2022. It provides a wealth of evidence which is recommended to be referred to in the Gambling Statement of Principles.	9/3/2024 10:50 AM
3	Please see our separately included response to the consolation.	8/29/2024 3:56 PM
4	Changes are minimal.	7/31/2024 10:31 AM
5	I think it should be free for schools that are raising money - with budgets cut, schools rely on the PTA to make money for the school	6/24/2024 10:44 AM

### Q3 Do you have any specific comments in relation to the policy?

Answered: 5 Skipped: 0



ANSWER CHOICES	RESPONSES	
Yes	60.00%	3
No	40.00%	2
TOTAL		5

## Q4 Please outline your specific comments below:

Answered: 3 Skipped: 2

#	RESPONSES	DATE
1	Hatfield Town Council welcome the enhancements proposed for the mapping element	9/13/2024 2:05 PM
2	<p>Harm caused by problem gambling The harms associated with problem gambling are wide-ranging. These include not only harms to the individual gambler but their children, their families, and their communities. According to a YouGov data on gambling treatment and support from 2020 around 7% of the population of Great Britain (adults and children) were found to be negatively affected by someone else's gambling, most commonly from an immediate family member. The annual excess direct financial cost to government associated with harmful gambling is equivalent to £412.9 million. The annual societal value of health impacts is equivalent to between £635 and £1,355.5 million (in 2021 to 2022 prices). The total financial costs are approximated at £1.05 to £1.77 billion in 2023 nationally. Gambling-related harms can include the following: • Financial harms: debt, bankruptcy, homelessness and child poverty • Relationships: loss of trust, loneliness, separation, abuse • Mental and physical health: depression, sleep problems, deaths from suicide • Employment and education: unemployment, poor education • Criminal activity: theft from family members and others</p> <p>Gambling rates and density of gambling premises higher in areas of higher deprivation Data has been collected by Gamble Aware for local authorities to have a clearer view on how the rates of gambling affected their population and how this compares nationally. The Problem Gambling Severity Index (PGSI) is a frequently used tool that helps to identify people experiencing problems or negative consequences from their gambling (problem &amp; at-risk gamblers). This tool was specifically developed to be used in the general population rather than a clinical context. It has 9 questions and a possible score range of 0 to 27. A PGSI score of eight or more represents a person who is gambling at risky levels and is set as a common threshold for clinical diagnosis. Scores between three and seven represent 'moderate risk' gambling and a score of one or two represents 'low risk' gambling. For the 10 districts in Hertfordshire, the estimates are shown in the Annual GB Treatment and Support Survey 2022. The data shows a total estimated fiscal cost of £23.3 million for Hertfordshire according to National Institute of Economic and Social Research (NIESR) for problem gambling (PGSI 8+) in 2023. Increased risks of suicide from problem gambling The Hertfordshire Suicide Prevention Strategy for 2025-2030 is currently being refreshed with district health and environmental leads involved in the development. The England Suicide Prevention Strategy released in September 2023, contains actions related to gambling. There is a clear relationship between gambling, financial issues and mental health, leading to depression, anxiety and in more serious cases, suicide ideation, attempts and taking of one's own life. It is important that this impact is recognised. This further impacts on families through bereavement, domestic abuse and impact on children and loved ones. The Hertfordshire Suicide Prevention Strategy for 2025-2030 will include priorities to reduce the harm caused by gambling. Concerns about vulnerable people being harmed by gambling Consideration for vulnerable people should be at the heart of licensing applications. This includes awareness of areas of deprivation and/or concentrated presence of children and young people (CYP) and other at-risk individuals within areas of a district. CYP: While prevalence of gambling is lower in CYP, the rates are still alarming. The Young People and Gambling Survey (2019) found that the prevalence of problem gambling was 1.7% in a sample of 11-16 year olds and a further 2.7% were identified as at-risk gamblers. Around 11% had played a gambling game in the past 7 days (13% boys and 7% girls) and gambling participation was highest for placing a private bet for money (e.g. with friends) (5%) and fruit or slot machines (4%) . There is also increased concern over online gaming and gambling in CYP, with the Gambling Commission's report on gambling in young people suggesting that there has been an increase in playing for loot boxes in video games. A large-scale survey of 16- to -18-year-olds found a statistically significant link between loot box spending and problem gambling in older adolescents. Health/behaviour: Mental health conditions and behavioural characteristics are risk factors for gambling harms. These include depression, impulsive behaviour, low life satisfaction and wellbeing, high alcohol consumption, loneliness, violent and antisocial behaviour, and poor academic performance. Economic factors: Problem gambling is more frequent in those who are unemployed (2.1%) vs employed (0.7%) &amp; those living in the most deprived quintiles compared to the least deprived (1.2% vs</p>	9/3/2024 10:50 AM

## Gambling Policy

0.2%). A survey found 42% of problem gamblers said they would gamble more over the next year due to the cost-of-living compared to 6% of the UK. Gender and age: Men are 4.2 times more likely to be harmful gamblers than women. Young to middle aged men have the highest prevalence of problem gambling. Ethnicity: Asian & British Asian groups have the lowest risk of gambling, but the highest risk of problem gambling. Ethnic minority groups are less likely to receive treatment for gambling harm. Homelessness and veterans: Studies indicate a link between homelessness and gambling; one survey found 11.4% of those experiencing homelessness reported problem gambling. One report suggested veterans were over 8 times more likely to be problem gamblers compared to non-veterans. Assessing the cumulative impact Hertfordshire Public Health recommends that the policy statement should also include that applications will be considered against the cumulative impact of applications locally to protect children and vulnerable persons from being harmed or exploited by gambling.

---

3	Please see our separately included response to the consolation.	8/29/2024 3:56 PM
---	---	-------------------

---

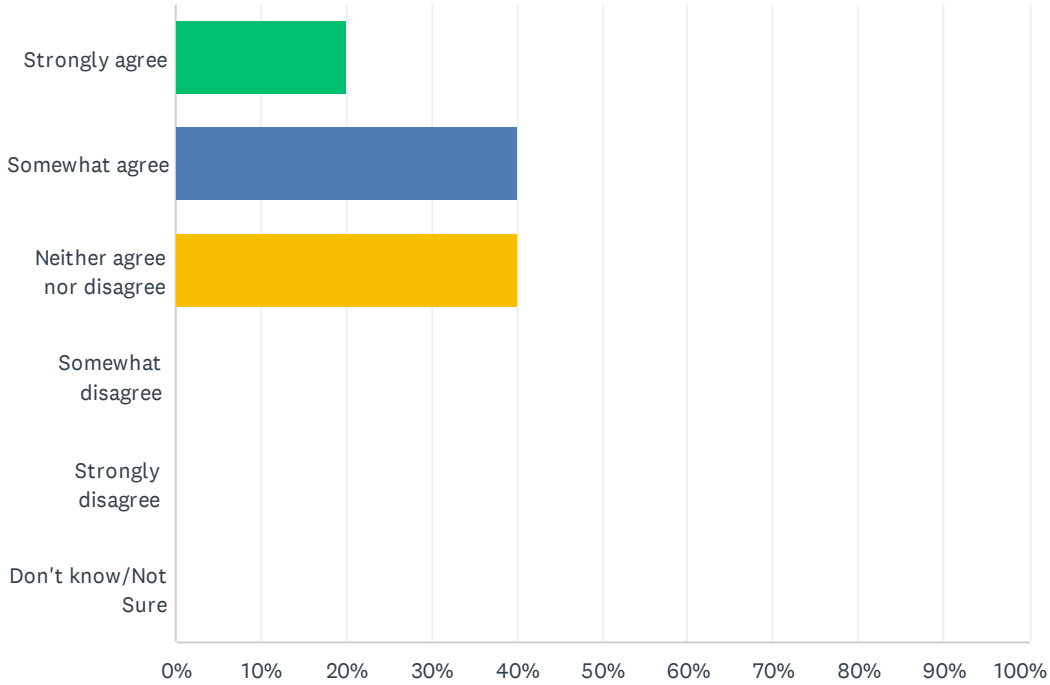
## Q5 Do you have any other comments on actions that the council should consider in relation to it's gambling policy?

Answered: 4 Skipped: 1

#	RESPONSES	DATE
1	We recommend all the above noted points are included within the appropriate sections of the Gambling Statement of Principles.	9/3/2024 10:50 AM
2	Please see our separately included response to the consolation.	8/29/2024 3:56 PM
3	Provide the list of Premises and Personal Licence applications in an amendable format, rather than as a screen shot.	7/31/2024 10:31 AM
4	N/A	6/24/2024 10:44 AM

## Q6 To what extent do you agree that Welwyn Hatfield Borough Council is effectively enforcing the legislation in relation to the licensing policy?

Answered: 5 Skipped: 0



ANSWER CHOICES	RESPONSES	
Strongly agree	20.00%	1
Somewhat agree	40.00%	2
Neither agree nor disagree	40.00%	2
Somewhat disagree	0.00%	0
Strongly disagree	0.00%	0
Don't know/Not Sure	0.00%	0
<b>TOTAL</b>		<b>5</b>

## Q7 Please give reasons for your answer to Q6

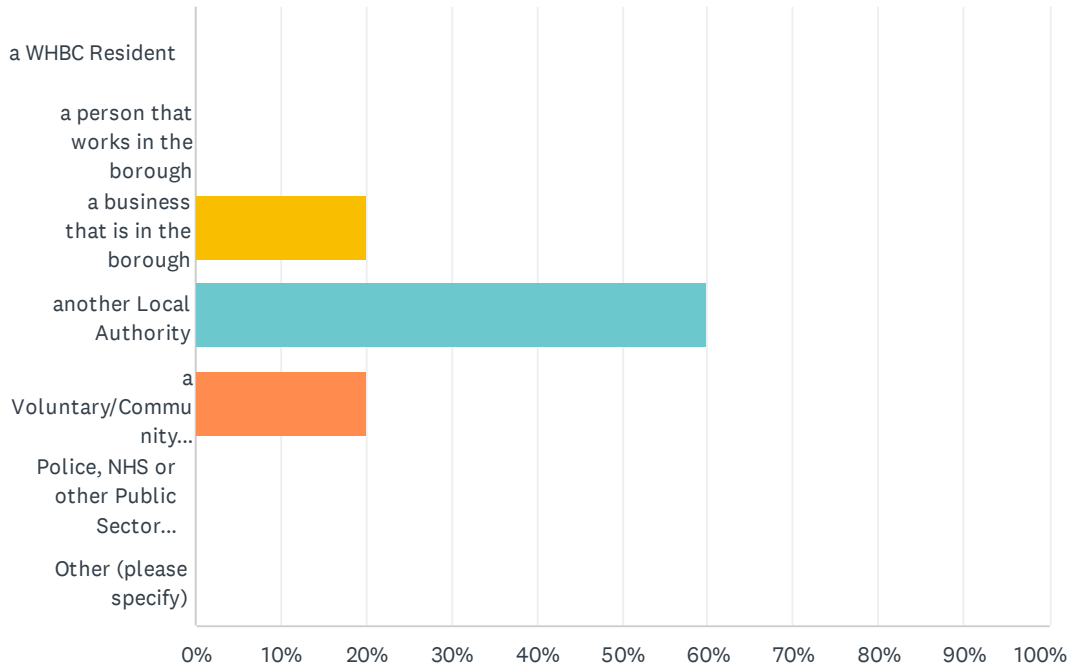
Answered: 3 Skipped: 2

#	RESPONSES	DATE
1	Hatfield Town Council do not believe there is a problem at present. We believe this is in part due to the approach taken by Welwyn Hatfield Borough Council. However should a problem development we hope Welwyn Hatfield Borough Council would be able to take effective enforcement action.	9/13/2024 2:05 PM
2	There are variable numbers of gambling premises in each district (table 1) and analysis in the Hertfordshire JSNA briefing: Gambling Related Harms showed that gambling premises clustered around areas with greater levels of deprivation. A commonly used unit of comparison is Lower layer Super Output Area (LSOA) which comprises between 400 and 1,200 households and have a usually resident population between 1,000 and 3,000 persons. In Hertfordshire, 41.0% of gambling premises were in LSOAs in the most deprived quintile of Hertfordshire whereas 2.56% of gambling premises were in LSOAs in the least deprived quintile of Hertfordshire. Table 1: Type and total gambling premises by Hertfordshire district and rate of gambling premises per 100,000 adults aged 18 years and older by Hertfordshire district, September 2023 District Adult Gaming Centre Betting Shop Bingo Total gambling premises Premises per 100,000 adults aged 18+ Broxbourne 1 15 0 16 19.5 Dacorum 2 11 0 13 10.8 East Herts 0 13 0 13 11.1 Hertsmere 4 12 1 17 20.4 North Herts 1 9 0 10 9.5 St Albans 0 5 1 6 5.4 Stevenage 3 10 1 14 20.2 Three Rivers 0 6 0 6 8.3 Watford 1 15 2 18 22.9 Welwyn Hatfield 0 11 0 11 11.6 Hertfordshire 11 112 5 128 13.7	9/3/2024 10:50 AM
3	TBA	8/29/2024 3:56 PM



### Q8 to help us better understand your responses, please tell us in what capacity you are responding. Are you responding as:

Answered: 5 Skipped: 0



ANSWER CHOICES	RESPONSES
a WHBC Resident	0.00% 0
a person that works in the borough	0.00% 0
a business that is in the borough	20.00% 1
another Local Authority	60.00% 3
a Voluntary/Community Organisation	20.00% 1
Police, NHS or other Public Sector Organisation	0.00% 0
Other (please specify)	0.00% 0
<b>TOTAL</b>	<b>5</b>

#	OTHER (PLEASE SPECIFY)	DATE
	There are no responses.	