

WELWYN HATFIELD BOROUGH COUNCIL
COUNCIL – 12 MARCH 2025
REPORT OF THE MONITORING OFFICER

REVIEW OF POLITICAL PROPORTIONALITY

1 Executive Summary

- 1.1 The purpose of this report is to inform Members of a review of political proportionality in light of a vacancy that has arisen due to the resignation of Simon Goldwater. Simon Goldwater resigned as a Liberal Democrat Member on 7th February 2025.

2 Recommendation

- 2.1 Members note that the vacancy does not change the current political proportionality on Committees; and
- 2.2 That the allocation of seats be as set out in Schedule 1 to this report.

3 Explanation

- 3.1 Political proportionality was last reviewed at Council on 3rd February 2025 following the change to the Conservative Party as reported to Council.
- 3.2 At the start of February 2025, the Liberal Democrat Group's proportion of seats across all Committees was 33.3% based on 16 elected Members. Following the review, and as a result of the vacancy due to resignation, the proportion of Liberal Democrat Group's seats across all Committees is 31.91% based on 15 elected Members.
- 3.3 Based on the proportions as set out in paragraph 3.2, the recommendations in this report reflects no change to the allocation of seats on Committees in February 2025. The current allocation of seats on Committees remains proportionate to each political group's membership of the Council.
- 3.4 The Council has a legal duty to secure the balance of the different political groups on the authority.

Implications

4 Legal Implication(s)

- 4.1 Section 15 and Schedule 1 of the Local Government and Housing Act 1989 and the Local Government (Committees and Political Groups) Regulations 1990 set out the Council's legal duty to reflect the overall political composition of the Council in the appointment of Members to Committees.

5 Financial Implication(s)

- 5.1 None

6 Risk Management Implications

- 6.1 None

7 Security and Terrorism Implication(s)

7.1 None

8 Procurement Implication(s)

8.1 None

9 Climate Change Implication(s)

9.1 None

10 Human Resources Implication(s)

10.1 None

11 Health and Wellbeing Implication(s)

11.1 None

12 Communication and Engagement Implication(s)

12.1 The Council's email distribution lists and website have been updated to reflect the vacancy.

13 Link to Corporate Priorities

13.1 The subject of this report is linked to a statutory requirement under the Local Government and Housing Act 1989 and Regulations.

14 Equality and Diversity

14.1 An Equality Impact Assessment (EIA) has not been carried out in connection with the proposals that are set out in this report. It is considered that there are no differential impacts.

Name of author

Gavin Ramtohal

Title

Assistant Director (Legal & Governance, Monitoring Officer)

Date

18 February 2025





Welwyn Hatfield Borough Council membership

| Seats on Council | February 2025 | | March 2025 | |
|-------------------|---------------|----------------|------------|----------------|
| | Seats | Percentage | Seats | Percentage |
| Conservative | 11 | 22.92% | 11 | 23.40% |
| Liberal Democrats | 16 | 33.33% | 15 | 31.91% |
| Labour | 20 | 41.67% | 20 | 42.55% |
| Independent | 1 | 2.08% | 1 | 2.13% |
| TOTAL | 48 | 100.00% | 47 | 100.00% |

Committee Proportionality Ratios

| Committee | Feb 2025 | Feb 2025 | March 2025 | March 2025 |
|------------------------------------|----------|----------|------------|------------|
| | Seats | Ratio | Seats | Ratio |
| Estates Management Appeals Panel | 9 | 2:3:4:0 | 9 | 2:3:4:0 |
| Audit Committee | 5 | 1:2:2:0 | 5 | 1:2:2:0 |
| Cabinet Housing Panel | 12 | 3:4:5:0 | 12 | 3:4:5:0 |
| Cabinet Planning and Parking Panel | 12 | 3:4:5:0 | 12 | 3:4:5:0 |
| Grants Board | 9 | 2:3:4:0 | 9 | 2:3:4:0 |
| Community Cabinet Panel | 7 | 2:2:3:0 | 7 | 2:2:3:0 |
| Climate Biodiversity Cabinet Panel | 7 | 2:2:3:0 | 7 | 2:2:3:0 |
| Overview and Scrutiny | 12 | 3:4:5:0 | 12 | 3:4:5:0 |
| Development Management | 12 | 3:4:5:0 | 12 | 3:4:5:0 |
| Licensing | 12 | 3:4:5:0 | 12 | 3:4:5:0 |

Key:

| | |
|-------------------------|---|
| Conservative |  |
| Liberal Democrat |  |
| Labour |  |
| Independent |  |

Notes:

This is the list of Committees included in the calculations for political proportionality. Groups will also have seats on other bodies not shown in this list.